

1. Please rank the following items in order of the priority you feel the Arid Regions Committee should address them on their work plan.

This is a forced ranking: you may use each number's rank only one time. Rank the item you feel greatest priority "1" and the item you feel is the lowest priority "10".



	1 Highest Priority	2	3	4	5	6	7	8	9	10 Low Prio
Review NFIP regulations and recommend appropriate higher standards for arid regions.	19.8% (19)	9.4% (9)	5.2% (5)	7.3% (7)	10.4% (10)	10.4% (10)	11.5% (11)	10.4% (10)	8.3% (8)	7.3% (7)
Identify future land use conditions that may alter hydrology and recommend appropriate higher standards for arid regions.	6.1% (6)	9.1% (9)	12.1% (12)	9.1% (9)	13.1% (13)	18.2% (18)	8.1% (8)	10.1% (10)	10.1% (10)	4.0% (4)
Research and recommend tools and techniques for communicating the risks related to erosion.	13.7% (14)	10.8% (11)	10.8% (11)	11.8% (12)	8.8% (9)	11.8% (12)	13.7% (14)	4.9% (5)	12.7% (13)	1.0% (1)
Research and recommend a methodology / higher standard for development of stepped foundations and Elevation Certificates in AO zones.	7.1% (7)	6.1% (6)	8.2% (8)	7.1% (7)	16.3% (16)	10.2% (10)	11.2% (11)	10.2% (10)	11.2% (11)	12.2% (12)
Research the implications of watershed management on arid regions flooding and recommend appropriate higher standards.	9.3% (9)	12.4% (12)	14.4% (14)	17.5% (17)	12.4% (12)	5.2% (5)	11.3% (11)	8.2% (8)	5.2% (5)	4.1% (4)
Identify CRS credits that could be applied to arid regions and recommend to the CRS Task Force.	4.9% (5)	9.8% (10)	4.9% (5)	5.9% (6)	12.7% (13)	6.9% (7)	12.7% (13)	13.7% (14)	12.7% (13)	15.7% (15)
Review Appendix G of the Guidelines and Specifications and if needed, recommend changes to clarify the guidance.	9.9% (10)	7.9% (8)	5.9% (6)	11.9% (12)	4.0% (4)	11.9% (12)	6.9% (7)	13.9% (14)	8.9% (9)	18.8% (18)
Research and make										

recommendations for analyzing hydrology and hydraulics in arid regions projects.	18.3% (19)	18.3% (19)	12.5% (13)	9.6% (10)	8.7% (9)	5.8% (6)	7.7% (8)	8.7% (9)	4.8% (5)	5.8% (6)
Research the dynamics of flash flooding and recommend appropriate higher standards for arid regions.	11.0% (11)	17.0% (17)	21.0% (21)	10.0% (10)	9.0% (9)	11.0% (11)	7.0% (7)	6.0% (6)	5.0% (5)	3.0% (3)
Research and make recommendations to Flood Smart regarding flood messaging in arid regions.	3.8% (4)	3.8% (4)	6.7% (7)	7.6% (8)	6.7% (7)	8.6% (9)	9.5% (10)	12.4% (13)	18.1% (19)	22.1% (24)

Other (please specify)

answered question
skipped question



2. Would you be willing to assist the Arid Regions Committee with any of the tasks above?

		Response Percent	Response Count
Yes		56.8%	54
No		43.2%	41

Other (please specify) 12

answered question	95
skipped question	13

3. Please indicate which (if any) of the following items you would be interested in working on with the Arid Regions Committee.

		Response Percent	Response Count
Review NFIP regulations and recommend appropriate higher standards for arid regions.		35.0%	21
Identify future land use conditions that may alter hydrology and recommend appropriate higher standards for arid regions.		20.0%	12
Research and recommend tools and techniques for communicating the risks related to erosion.		31.7%	19
Research and recommend a methodology / higher standard for development of stepped foundations and Elevation Certificates in AO zones.		20.0%	12
Research the implications of watershed management on arid regions flooding and recommend appropriate higher standards.		26.7%	16
Identify CRS credits that could be applied to arid regions and recommend to the CRS Task Force.		18.3%	11
Review Appendix G of the Guidelines and Specifications and if needed, recommend changes to clarify the guidance.		30.0%	18
Research and make recommendations for analyzing hydrology and hydraulics in arid regions projects.		31.7%	19
Research the dynamics of flash flooding and recommend appropriate higher standards for arid regions.		25.0%	15



Research and make recommendations to Flood Smart regarding flood messaging in arid regions.		16.7%	10
Not interested in helping the committee.		3.3%	2

Other (please specify) 4






answered question 60

skipped question 48

4. Would you like to receive a copy of the survey results?

		Response Percent	Response Count
Yes		72.5%	37
No		27.5%	14
		answered question	51
		skipped question	57

5. Please provide your contact information so the Committee can share the survey results with your and/or contact you about your interest in one of the tasks above.

		Response Percent	Response Count
Name:		98.9%	86
City/Town:		97.7%	85
State:		98.9%	86
Email Address:		98.9%	86
Phone Number:		87.4%	76
		answered question	87
		skipped question	21